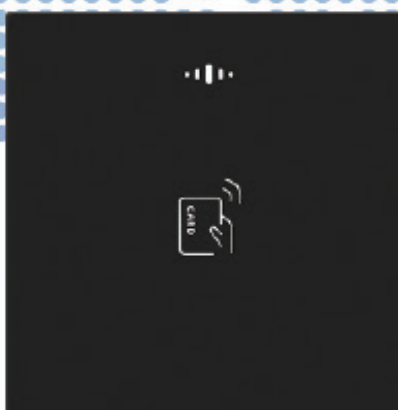




TD-RM01/TD-RM02/TD-RM03/TD-RM04 Wiegand Access Control Reader User Manual



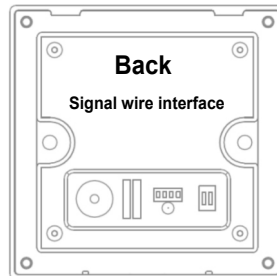
1、Product Overview

Parameter:

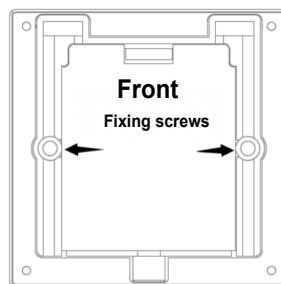
Working voltage	DC12V±10%
Swipe distance	0~4CM
Working current	80MA
Card reading type	IC card
Communication mode	Wegen 26 / Wegen 34
issuing mode	management platform card issuing
Working temperature	-20℃~70℃
Card capacity	1000
Relative humidity	20% ~ 93%
Open mode	swipe card, APP, remote, password (optional)
size	86 * 86 * 8MM
Installation method	Control box: hanging installation reading head : 86 box embedded installation.86 box requires a depth of 50MM inside

2、Wiegand Reader Installation diagram:


(a) Connect the signal line in the back of the read head device as shown in the figure below.



(b) Install the reading head device into the 86 box, (note that you need to use the embedded wall inside the depth of 50MM style 86 box), lock the screws to fix, as shown in the figure below.



(c) Read the head panel and read the head body snap together, first from the upper snap down and then press the lower and bottom screw hole alignment; finally in the bottom of the anti-theft screw hole screwed on the countersunk head machine wire within the plum security screws fixed, as shown in the figure below.



3、Wiring instruction

Operating mode selection

Wire color	Function Description
Red Line	DC12V
Blace Line	GND
Green Line	D0
White Line	D1
Yellow Line	WG34
Blue Line	LED/BZ

Notes

- 1.Before powering up, you must confirm the voltage of the power supply and the positive and negative terminals of the power supply.
- 2.When using external power supply, it is recommended to share the power ground with the controller power supply.
- 3.Read the head to the control box wire, it is recommended to use 8-core shielded multi-strand twisted pair network cable. Three of the cores standby, if you do not need to read the head sound and LED light feedback legal card, may not be connected to LED/BZ line, Wegen data line D0 and D1 is recommended for each other better twisted pair, line cross-sectional area recommended 0.22 square millimeters or more, it is recommended that the wiring length does not exceed 100 meters, shielded wire connected to the control box motherboard GND, thickened or double stranded together a power supply to the reading head, help to enhance the performance of the reading head. . (You can also use other multi-core shielded Category 5 wire)



Website: www.trudian.com/en/
Address: Farbell Technology Park, Yixian Road, Nanlang,
Cuiheng New District, Zhongshan City, Guangdong Province,
China. Zip Code: 528451
E-mail: sales@trudian.net

Scan Here to Follow Trudian's Latest News

